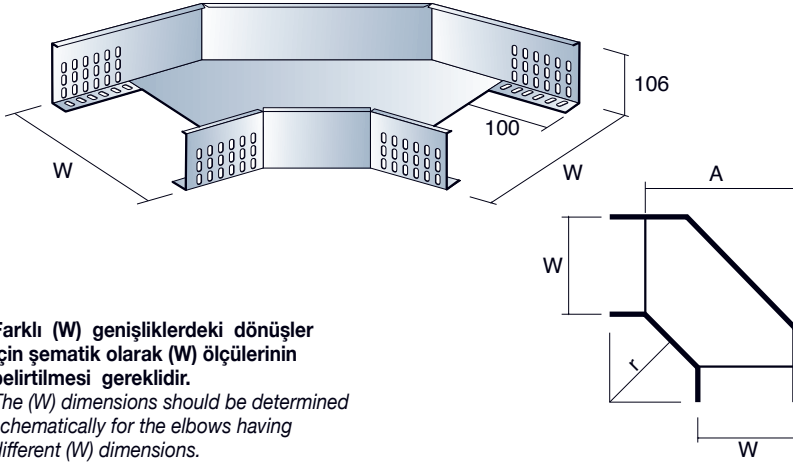


# DELİKLİ TİP KABLO TAŞIYICILARI PERFORATED TYPE CABLE TRAYS

# 10DT SERIES

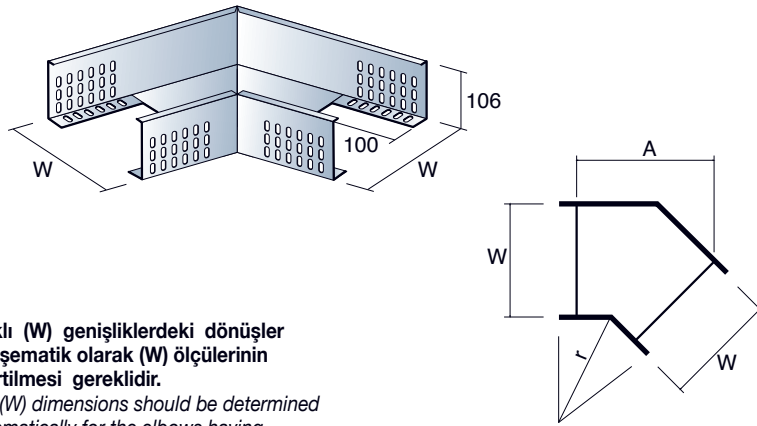
## YATAY DÖNÜŞLER 90° HORIZONTAL ELBOWS 90°



Farklı (W) genişliklerdeki dönüşler için şematik olarak (W) ölçülerinin belirtilmesi gereklidir.  
The (W) dimensions should be determined schematically for the elbows having different (W) dimensions.

TYPE	W mm	r mm	A mm	PG	HG
				kg/pc.	kg/pc.
10D-100E	106	200	211	1,50	1,65
10D-150E	156	200	261	1,78	1,96
10D-200E	206	200	311	2,09	2,30
10D-300E	306	200	411	2,80	3,08
10D-400E	406	200	511	3,64	4,01
10D-500E	506	200	611	5,73	6,30
10D-600E	606	200	711	7,25	7,98
10D-750E	757	200	859	13,20	14,50
10D-900E	907	200	1009	17,31	19,05

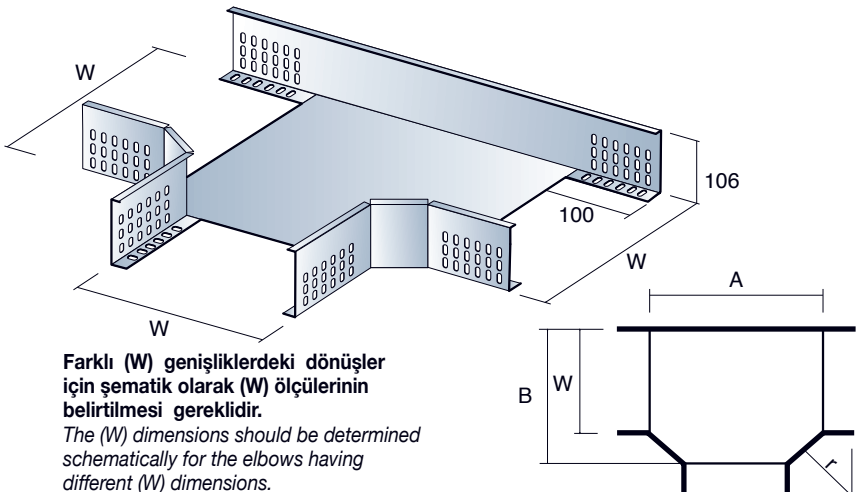
## YATAY DÖNÜŞLER 45° HORIZONTAL ELBOWS 45°



Farklı (W) genişliklerdeki dönüşler için şematik olarak (W) ölçülerinin belirtilmesi gereklidir.  
The (W) dimensions should be determined schematically for the elbows having different (W) dimensions.

TYPE	W mm	r mm	A mm	PG	HG
				kg/pc.	kg/pc.
10D-100B	106	200	155	1,11	1,22
10D-150B	156	200	186	1,26	1,39
10D-200B	206	200	225	1,42	1,56
10D-300B	306	200	296	1,79	1,97
10D-400B	406	200	367	2,23	2,46
10D-500B	506	200	437	3,33	3,66
10D-600B	606	200	508	4,11	4,53
10D-750B	757	200	614	7,30	8,05
10D-900B	907	200	720	9,40	10,35

## |T| BAĞLANTILAR HORIZONTAL TEES



Farklı (W) genişliklerdeki dönüşler için şematik olarak (W) ölçülerinin belirtilmesi gereklidir.  
The (W) dimensions should be determined schematically for the elbows having different (W) dimensions.

TYPE	W mm	r mm	A mm	B mm	PG	HG
					kg/pc.	kg/pc.
10D-100T	106	200	315	211	2,23	2,46
10D-150T	156	200	365	261	2,54	2,79
10D-200T	206	200	415	311	2,88	3,17
10D-300T	306	200	515	411	3,69	4,06
10D-400T	406	200	615	511	4,65	5,12
10D-500T	506	200	715	611	7,41	8,15
10D-600T	606	200	815	711	9,24	10,17
10D-750T	757	200	960	859	16,57	18,25
10D-900T	907	200	1110	1009	21,53	23,68